

OLCT 10/OLC 10

Toxic / Flammable Gas Detectors

- Toxic gas monitor (OLCT 10)
- Combustible gas monitor (OLC 10)
- Fast and accurate response
- ATEX Approval for use in hazardous areas
- IP66

Designed for use in boiler rooms and parking garages, the OLCT 10 and OLC 10 gas monitors give you the most cost-effective solution for the continuous monitoring of toxic (OLCT 10) or flammable gases and vapors (OLC 10) in ambient air. Easy to install and operate, these detectors combined with the MX 15 control unit meet demanding user requirements.



OLC 10

Type:	Catalytic bead sensor (pellistor measuring principle)
Size (W x H x D):	118 x 126 x 58 mm
Material:	ABS
IP Rating:	IP66
Expected lifetime:	> 4 years
Operating temperature:	-10 to + 45 °C
Operating humidity range:	0 % RH to 95 % RH
Operating pressure:	80 to 120 kPa
Accuracy:	+/- 3% LEL
Response time:	T50 < 10s, T90 < 20s

OLC 10

Signal output:	Wheatstone Bridge
Measuring range:	Combustible gases – 0 to 100 % LEL

Non-ambiguity reading: Managed by control unit

Settings: On control unit

Power supply:	by control unit only
Consumption:	See user manual of the control unit
Cabling:	OLC10: 3-wire, shielded, core size 1,5 mm ² , max. cable length 300 m 1 cable-gland M16 (outer \ 4 to 8 mm) OLC 10 TWIN: shielded, core size 1,5 mm ² , 3-wire to control unit, 4-wire between both sensors, max. cable length 300 m, 2 cable-glands M16 (outer \ 4 to 8 mm)

Approvals: Electromagnetic compatibility according to EN 50270
ATEX II 3 G / EEx nA IIC T6

OLCT 10

Normal operation 4-20mA (Fault < 0.5 mA or > 23.2 mA)

Carbon Monoxide – 0 to 300 ppm
Nitric Oxide – 0 to 100 ppm
Nitrogen Dioxide – 0 to 30 ppm

Set to 23,2 mA if value > 100% LEL according to European standard EN 61779-4

Disable on request when managed by a suitable controller

Without opening the enclosure by means of 2 potentiometers for zeroing and spanning

2 mA signal output in maintenance mode

One dedicated connector to get a gas measurement

15 to 30 Vdc (nominal 24 Vdc) 1 : I out (signal) 2 : 0V 3 : +24 Vdc
100 mA max

3-wire, shielded, core size 1,5 mm², max. cable length 1 km if connected

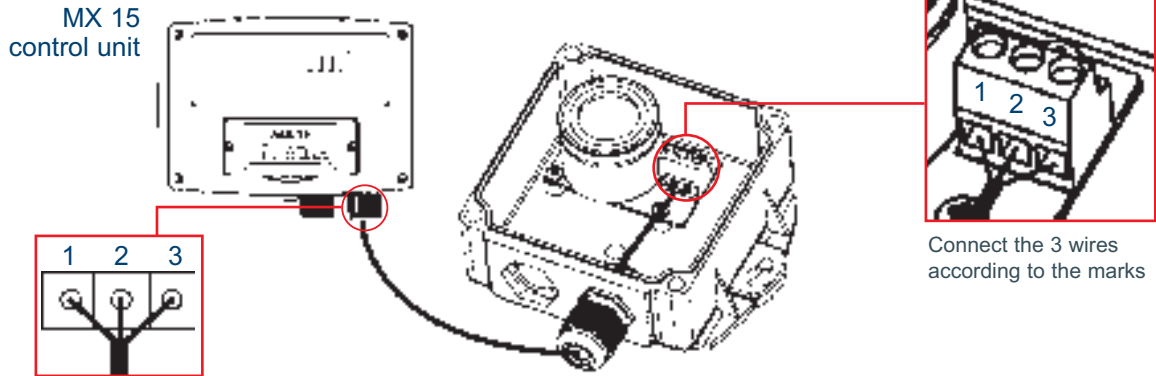
with control unit (32 V max in loop)
1 cable gland M16 (outer \ 4 to 8 mm)

ATEX II 3 G / EEx nA IIC T4

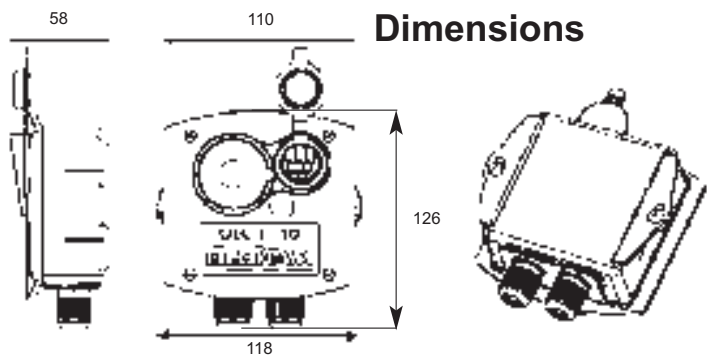
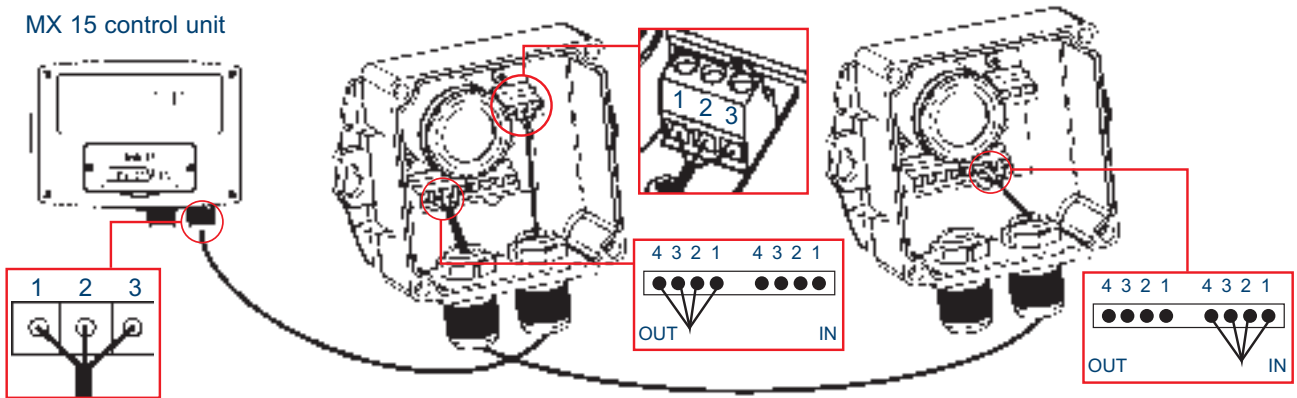
OLCT 10/OLC 10

SPECIFICATIONS

Wiring connection between OLC 10 or OLCT 10 and MX 15 control unit



Wiring connection between OLC 10 TWIN and MX 15 unit



**INDUSTRIAL
SCIENTIFIC**

CORPORATE HEADQUARTERS

1001 Oakdale Road • Oakdale, PA • 15071-1500 • USA
www.indsci.com



AMERICAS

Tel.: +1-412-788-4353
Fax: +1-412-788-8353
info@indsci.com

ASIA PACIFIC

Tel.: +86-10-8497-3970
Fax: +86-10-8497-3971
sales@isc-cn.com

EUROPE

Tel.: +33-3-21-60-80-80
Fax: +33-3-21-60-80-00
info@groupoldham.com

AUSTRALIA / NZ
Tel.: +61-2-8870-3400

GERMANY
Tel.: +49-231 / 9241-0

NETHERLANDS
Tel.: +31-76-5427-609

SWITZERLAND
Tel.: +41-26-652-51-18

CZECH REPUBLIC
Tel.: +420-234-622-222

MIDDLE EAST
Tel.: +971-50-455-8518

SINGAPORE
Tel.: +65-6561-7377

UNITED KINGDOM
Tel.: +44-1280-706114