

- High output LED reflector technology
- Meets and exceeds ECE R65 TA2 ,TB2 .SAE J845.
- Extreme performance in a package under 1.2" high
- Easy to change the modules by releasing 2 screws
- Fully encapsulated waterproof housing
- Wide angle lens for better warning
- DC 12-24V ,3W LED

SKYLINE

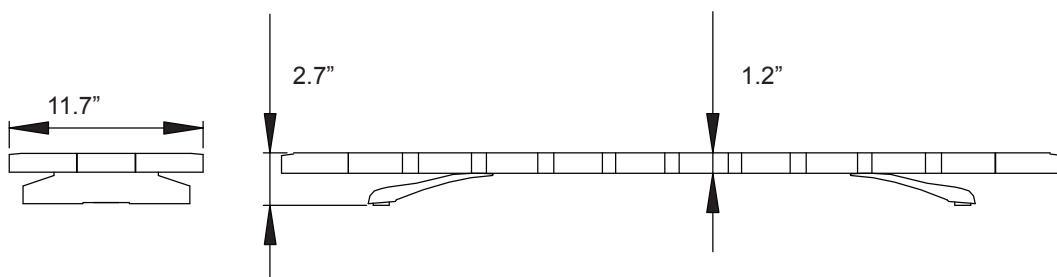
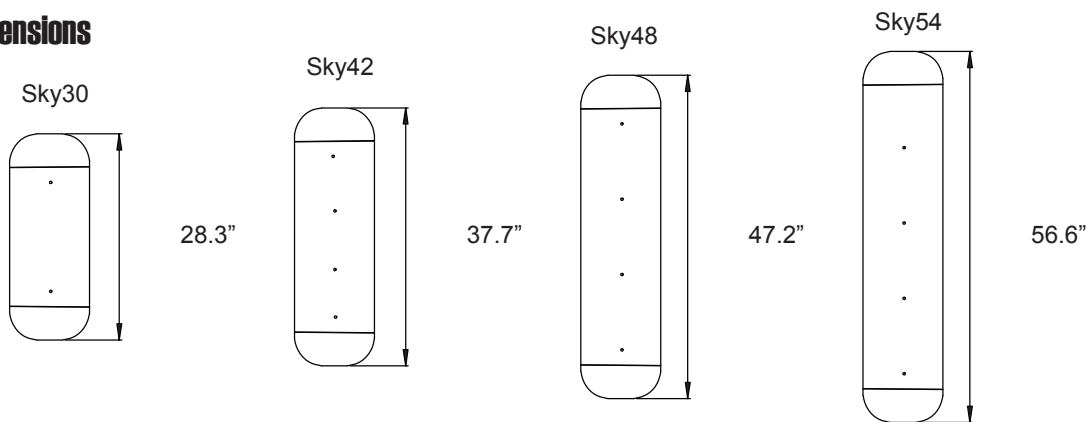


Specifications


Model	Modules		Length	Takedown Light	Alley Light	Traffic Direction	Flash Pattern	Aluminum Housing	Installation
Sky30	C4	10 pcs	30"	None	None	None	34	Silver or Black Available	Mounting by 8 magnets
	C9	4 pcs							Gutter Mounting by Brackets
Sky42	C4	14 pcs	42"	2 Modules Available	2 Modules Available	4 Modules or 6 Modules Option	34	Silver or Black Available	Gutter Mounting by Brackets
	C9	4 pcs							
Sky48	C4	18 pcs	48"	2 Modules Available	2 Modules Available	4 Modules or 6 Modules Option	34	Silver or Black Available	Gutter Mounting by Brackets
	C9	4 pcs							
Sky54	C4	22 pcs	54"	2 Modules Available	2 Modules Available	4 Modules or 6 Modules Option	34	Silver or Black Available	Gutter Mounting by Brackets
	C9	4 pcs							

It is also available more C4 modules in each length

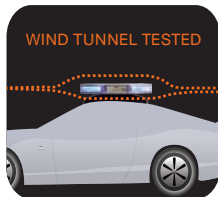
Dimensions



● FEATURES



legend can be easily reconfigured in minutes,
right on the vehicle, without removing and rewiring individual models



● LED'S AVAILABLE IN:

- AMBER
- BLUE
- RED
- WHITE
- GREEN

● Flash Patterns

- | | | | | |
|----------------|---------------|-------|--------------------------|--------------|
| 1. Single | Split | R/L | 18. Single-Quad 2 | Split |
| 2. Double | Split | R/L | 19. Single 2 | Split |
| 3. Quad | Split | R/L | 20. Double 2 | Split |
| 4. Single | Accelerator | R/L | 21. Quad 2 | Split |
| 5. Single-Quad | Split | R/L | 22. Single Accelerator 2 | Split |
| 6. Single | ALL | | 23. Quint 2 | Split |
| 7. Double | ALL | | 24. Single-Quad 2 | Split |
| 8. Quad | ALL | | 25. Steady | Diagonal |
| 9. Single | Accelerator | ALL | 26. Single | Split IN/OUT |
| 10. ECE R65 | Double | ALL | 27. Double | Split IN/OUT |
| 11. ECE R65 | Single | ALL | 28. Quad | Split IN/OUT |
| 12. Steady | ALL | | 29. Single Accelerator | Split IN/OUT |
| 13. Single 1 | Split | | 30. Quint | IN/OUT |
| 14. Double 1 | Split | | 31. Single-Quad | Split IN/OUT |
| 15. Quad 1 | Split | | 32. 3 Light medium Whirl | |
| 16. Single | Accelerator 1 | Split | 33. 3 Light Fast Whirl | |
| 17. Quint 1 | Split | | 34. Cycle | |

Flash patterns of takedown and alley lights

- | | |
|------------------|---------------------|
| 1. Steady | ALL |
| 2. Single Medium | Split Takedown R/L |
| 3. Single Fast | Split Takedown R/L |
| 4. Single Medium | Split R-side/L-side |
| 5. Single Fast | Split R-side/L-side |
| 6. Single | Split ALL |
| 7. Single Fast | Split ALL |

