












# Structural Fire



## Pacific F6 EP

Certified to:  
AS/NZS 4067:2012  
NFPA 1971:2013

### TYPICAL SPECIFICATIONS

-  FibreTuff® reinforced fibreglass composite shell
-  Hi-gloss paint finish
-  PU click-clack impact liner
-  Headband with Merino or leather sweatpads
-  Ratchet size adjustment (52-64cm)
-  2-point chinstrap with Pacific SnapClip and postmans buckle
-  Fire-retardant polycarbonate face shield
-  Internal One-Touch™ eye protector
-  Double layer neck protector
-  Rear Hanger
-  *Certification dependant on helmet configuration*

### DIMENSIONS

-  Weight: 1470g      51.8oz
-  Length: 35.1cm      13.9in
-  Width: 27.9cm      11in
-  Height: 17cm      6.7in

### OPTIONAL EXTRAS/CONFIGURATIONS

-  Pacific Easi-On/Off Base & Clip for use with UK 3AA or 4AA Torch
-  Paulson Face Shield
-  External Badge/Decals/Stripe
-  Carry Bag